



		Statement Showing Shareholding Pattern							
Name of the Company :		SHRIRAM ASSET MANAGEMENT COMPANY LIMITED							
Scrip Code :		531359	Quarter Ended :30/06/2010						
Category code	Category of Shareholder	Number of Shareholders	Total number of shares	Number of shares held in dematerialized form	Total shareholding as a percentage of total		Shares Pledged or otherwise encumbered		
					As a percentage of (A+B) ¹	As a percentage of (A+B+C)	Number of shares	As a percentage	
(A)	Shareholding of Promoter and Promoter Group ²								
1	Indian								
(a)	Individuals/ Hindu Undivided Family	1	160010	160000	2.67	2.67	0	0.00	
(b)	Central Government/ State Government(s)	0	0	0	0.00	0.00	0	0.00	
(c)	Bodies Corporate	1	2400000	0	40.00	40.00	0	0.00	
(d)	Financial Institutions/ Banks	0	0	0	0.00	0.00	0	0.00	
(e)	Any Others(Specify)	0	0	0	0.00	0.00	0	0.00	
(e-i)									
(e-ii)									
	Sub Total(A)(1)	2	2560010	160000	42.67	42.67	0	0.00	
2	Foreign								
a	Individuals (Non-Residents Individuals/ Foreign Individuals)	0	0	0	0.00	0.00	0	0.00	
b	Bodies Corporate	0	0	0	0.00	0.00	0	0.00	
c	Institutions	0	0	0	0.00	0.00	0	0.00	
d	Any Others(Specify)	0	0	0	0.00	0.00	0	0.00	
d-i									
d-ii									
	Sub Total(A)(2)	0	0	0	0.00	0.00	0	0.00	
	Total Shareholding of Promoter and Promoter Group (A)= (A)(1)+(A)(2)	2	2560010	160000	42.67	42.67	0	0.00	
(B)	Public shareholding								
1	Institutions								
(a)	Mutual Funds/ UTI	0	0	0	0.00	0.00	0	0.00	
(b)	Financial Institutions / Banks	0	0	0	0.00	0.00	0	0.00	
(c)	Central Government/ State Government(s)	0	0	0	0.00	0.00	0	0.00	
(d)	Venture Capital Funds	0	0	0	0.00	0.00	0	0.00	
(e)	Insurance Companies	0	0	0	0.00	0.00	0	0.00	
(f)	Foreign Institutional Investors	0	0	0	0.00	0.00	0	0.00	
(g)	Foreign Venture Capital Investors	0	0	0	0.00	0.00	0	0.00	
(h)	Any Other (specify)	0	0	0	0.00	0.00	0	0.00	
(h-i)		0	0	0	0.00	0.00	0	0.00	
(h-ii)									






	Sub-Total (B)(1)	0	0	0	0.00	0.00	0	0.00
B 2	Non-institutions							
(a)	Bodies Corporate	70	1668665	1187635	27.81	27.81	0	0.00
(b)	Individuals							
I	Individuals -i. Individual shareholders holding nominal share capital up to Rs 1 lakh	997	749687	438147	12.49	12.49	0	0.00
II	ii. Individual shareholders holding nominal share capital in excess of Rs. 1 lakh.	23	1021638	697138	17.03	17.03	0	0.00
(c)	Any Other (specify)							
(c-i)								
(c-ii)								
	Sub-Total (B)(2)	1090	3439990	2322920	57.33	57.33	0	0.00
(C)	Total Public Shareholding (B)= B(1)+(B)(2)	1090	3439990	2322920	57.33	57.33	0	0.00
	TOTAL (A)+(B)	1092	6000000	2482920	100	100	0	0.00
(C)	Shares held by Custodians and against which Depository Receipts have been issued	0	0	0	0.00	0.00	0	0
	GRAND TOTAL (A)+(B)+(C)	1092	6000000	2482920	100.00	100.00	0	0.00





(I)(b)	Statement showing Shareholding of persons belonging to the category					
	“Promoter and Promoter Group”		As on 30/06/2010			
Sr. No.	Name of the shareholder	Total shares held		Shares pledged or otherwise encumbered		
		Number of shares	As a % of grand total (A) +(B) +(C)	Number	As a percentage	As a % of grand total (A)+(B)+(C) of sub-clause (I)(a)
1	Shriram Transport Finance Company Limited	2400000	40.00	0	0.00	0.00
2	R. Thyagarajan	160010	2.67	0	0.00	0.00
TOTAL		2560010	42.67	0	0.00	0.00





(I)(c) Statement showing Shareholding of persons belonging to the category			
"Public" and holding more than 1% of the total number of shares		As on 30/06/2010	
Sr. No.	Name of the shareholder	Number of shares	Shares as a percentage of total number of shares {i.e., Grand Total (A)+(B)+(C) indicated in Statement at para (I)(a) above}
1	Guardian Share And Stock Brokers PV	597000	9.95
2	SIS Media Private Limited	402000	6.70
3	Discovery Financial Services Pri	100000	1.67
4	Hitesh Ramji Javeri	108952	1.82
5	H A Narayanan	90000	1.50
6	George Stephan	90000	1.50
7	M Bhuvanasundari	90000	1.50
8	Harsha Hitesh Javeri	85000	1.42
9	S F V Selvaraj	68551	1.14
10	SIS Securities Marketing Private Limited	66900	1.12
11	Integrated Advisory Services Limited	60000	1.00
TOTAL		1758403	29.31



CONTINUATION SHEET




(I)(d)	Statement showing details of locked-in shares		
Sr. No.	Name of the shareholder	Number of locked-in shares	Locked-in shares as a percentage of total number of shares {i.e., Grand Total (A)+(B)+(C) indicated in Statement at para (I)(a) above}
	NIL	NIL	NIL
TOTAL		NIL	NIL






(II)(a) Statement showing details of Depository Receipts (DRs)				
Sr. No.	Type of outstanding DR (ADRs, GDRs, SDRs, etc.)	Number of outstanding DRs	Number of shares underlying outstanding DRs	Shares underlying outstanding DRs as a percentage of total number of shares {i.e., Grand Total (A)+(B)+(C) indicated in Statement at para (I)(a) above}
1	NIL	NIL	NIL	NIL
TOTAL		NIL	NIL	NIL





(II)(b) Statement showing Holding of Depository Receipts (DRs), where underlying shares are in excess of 1% of the total number of shares				
Sr. No.	Name of the DR Holder	Type of outstanding DR (ADRs, GDRs, SDRs, etc.)	Number of shares underlying outstanding DRs	Shares underlying outstanding DRs as a percentage of total number of shares {i.e., Grand Total (A)+(B)+(C) indicated in Statement at para (I)(a) above}
1	NIL	NIL	NIL	NIL
TOTAL		NIL	NIL	NIL





FORM A

SHAREHOLDING PATTERN SUMMARY FOR FREE-FLOAT INDICES

Name of the Company :SHRIRAM ASSET MANAGEMENT COMPANY LIMITED			
	Scrip Code	531359	Quarter Ended 30/06/2010
Category Code	Category	No.of Shares Held	% of Shareholding
I	CONTROLLING/STRATEGIC HOLDINGS		
A	BASED IN INDIA		
1	Indian Individuals/HUFs & Relatives	160010	2.67
2	Indian Corporate Bodies/ Trusts/ Partnerships	2400000	40
3	Persons Acting in Concert (also include Suppliers/ Customers)	0	
4	Other Directors & Relatives (other than in 1 above)	0	
5	Employee Welfare Trusts/ESOPs (already converted into shares but locked in)	0	
6	Banks/Financial Institutions	0	
7	Central/ State Govt.	0	
8	Central/ State Govt. Institutions	0	
9	Venture Funds/ Private Equity Funds	0	
	Sub Total A	2560010	42.67
B	BASED OVERSEAS	0	0
10	Foreign Individuals (including FDI)	0	0
11	Foreign Corporate Bodies (including FDI)	0	0
12	Non Resident Indians (Individuals)	0	0
13	Non Resident Indian Corporate Bodies	0	0
	Sub Total B	0	0
C	GDRs/ADRs/ ADSs	0	0
	Sub Total C	0	0
D	OTHERS (Please specify here)	0	0
	Sub Total D	0	0
E	ANY OTHER SHARES LOCKED-IN (except covered above)	0	0
	Sub Total E	0	0
	Sub Total I	2560010	42.67

....contd





II	FREE FLOAT		% of Shareholding
A	BASED IN INDIA		
1	Indian Individuals/HUFs	1731119	28.85
2	Indian Corporate Bodies/Trusts/Partnerships	1668665	27.81
3	Independent Directors & Relatives	40206	0.67
4	Present Employees	0	0
5	Banks/Financial Institutions	0	0
6	Central/State Govt.	0	0
7	Central/ State Govt. Institutions	0	0
8	Insurance Companies	0	0
9	Mutual Funds	0	0
10	Venture Funds/ Private Equity Funds	0	0
11	Customers	0	0
12	Suppliers	0	0
	Sub Total A	3439990	57.33
B	BASED OVERSEAS		
13	Foreign Individuals	0	0
14	Foreign Corporate Bodies	0	0
15	Foreign Institutional Investors (SEBI-registered)	0	0
16	Non Resident Indians (Individuals)	0	0
17	Non Resident Indian Corporate Bodies	0	0
	Sub Total B	0	0
C	GDRs/ADRs/ADSs	0	0
	Sub Total C	0	0
D	OTHERS (Please specify here)	0	0
	Sub Total D	0	0
	Sub Total II	3439990	57.33
	Grand Total	6000000	100
BROAD SUMMARY OF HOLDINGS		No.of Shares Held	% of Shareholding
Total Controlling/ Strategic Holdings		2560010	42.67
Total Free-float		3439990	57.33
Grand Total		6000000	100
SUMMARY OF DOMESTIC/FOREIGN HOLDINGS		No.of Shares Held	% of Shareholding
Total Domestic Holding		6000000	100
Total Foreign Holding.		0	0
Grand Total		6000000	100

NOTE :

In future:

* In order to enable us to track the free-float of your company on a regular basis, you are requested to file these forms with us for each quarter of the year within 15 days of each quarter ending.

* In addition, the Shareholding Pattern needs to be filed by you with us within 2 days of change of 1% or more in the shareholding of any entity in the "Controlling/Strategic Holdings" group.
[Click here for Shareholding of 1% and above](#)





FORM B

CONTROLLING/STRATEGIC HOLDERS


(Include every single holder and list them Categorywise)

Name of the Company :SHRIRAM ASSET MANAGEMENT COMPANY LIMITED				
	Scrip Code	531359	Quarter Ended	30/06/2010
Sl.no.	Holders Name	No.of Shares Held	% of Shareholding	Category Code
I	Indian Individual /HUFs & Relatives			
	R. Thyagrajan	160010	2.67	IAI
	Sub Total I	160010	2.67	
II	Indian Corporate			
	Shriram Transport Finance Company Limited	2400000	40	IA2
	Sub Total II	2400000	40	
	Grand Total	2560010	42.67	



**FREE-FLOAT HOLDERS
DISCLOSE ONLY HOLDINGS OF 1% & ABOVE**

Name of the Company : SHRIRAM ASSET MANAGEMENT COMPANY LIMITED



Page 4

CONTINUATION SHEET



FORM D

FREE-FLOAT HOLDERS
DISCLOSE ONLY HOLDINGS OF LESS THAN 1%
(List holders Categorywise)

Name of the Company : Shriram Asset Management Company Limited.

	Scrip Code	531359	Quarter Ended	30/06/2010
Sl.no.	Holders Name	No.of Shares Held	% of Shareholding	Category Code
1	INDIVIDUALS	1238822	20.65	IIA1
	Total	1238822	20.65	

