





Introductory sub-table (I)(a)			
Name of the Company: SHRIRAM ASSET MANAGEMENT COMPANY LIMITED			
Scrip Code, Name of the scrip, class of security: 531359			
Quarter ended: 30/06/2014			
Partly paid-up shares:-	No. of partly paid-up shares	As a % of total no. of partly paid-up shares	As a % of total no. of shares of the company
Held by promoter/promoter group	0	0	0
Held by public	0	0	0
Total	0	0	0
Outstanding convertible securities:-	No. of outstanding securities	As a % of total no. of outstanding convertible securities	As a % of total no. of shares of the company, assuming full conversion of the convertible securities
Held by promoter/promoter group	0	0	0
Held by public	0	0	0
Total	0	0	0
Warrants:-	No. of warrants	As a % of total no. of warrants	As a % of total no. of shares of the company, assuming full conversion of warrants
Held by promoter/promoter group	0	0	0
Held by public	0	0	0
Total	0	0	0
Total paid-up capital of the company, assuming full conversion of warrants and convertible securities	6,00,00,000 (60,00,000 Equity Shares of Rs.10/- each fully Paid up)* *Company also has 400000 (Four Lac) Redeemable Non - Convertible Preference Shares of Rs.100/- each fully Paid up which are not listed and are held in physical form		





Statement Showing Shareholding Pattern								
Table (I)(a)								
Category code	Category of Shareholder	Number of Shareholders	Total number of shares	Number of shares held in dematerialized form	Total shareholding as a percentage of total number of shares		Shares Pledged or otherwise encumbered	
					As a percentage of (A+B) ¹	As a percentage of (A+B+C)	Number of shares	As a percentage
(I)	(II)	(III)	(IV)	(V)	(VI)	(VII)	(VIII)	(IX)= (VIII)/(IV)*100
(A)	Shareholding of Promoter and Promoter Group ²							
1	Indian							
(a)	Individuals/ Hindu Undivided Family	0	0	0	0.00	0.00	0	0.00
(b)	Central Government/ State Government(s)	0	0	0	0.00	0.00	0	0.00
(c)	Bodies Corporate	1	4120010	4120010	68.67	68.67	0	0.00
(d)	Financial Institutions/ Banks	0	0	0	0.00	0.00	0	0.00
(e)	Any Others(Specify)	0	0	0	0.00	0.00	0	0.00
	Sub Total(A)(1)	1	4120010	4120010	68.67	68.67	0	0.00
2	Foreign							
a	Individuals (Non-Residents Individuals/ Foreign Individuals)	0	0	0	0.00	0.00	0	0.00
b	Bodies Corporate	0	0	0	0.00	0.00	0	0.00
c	Institutions	0	0	0	0.00	0.00	0	0.00
d	Qualified Foreign Investor	0	0	0	0.00	0.00	0	0.00
e	Any Others(Specify)	0	0	0	0.00	0.00	0	0.00
	Sub Total(A)(2)	0	0	0	0.00	0.00	0	0.00
	Total Shareholding of Promoter and Promoter Group (A)= (A)(1)+(A)(2)	1	4120010	4120010	68.67	68.67	0	0.00
(B)	Public shareholding							
1	Institutions							
(a)	Mutual Funds/ UTI	0	0	0	0.00	0.00	0	0.00
(b)	Financial Institutions / Banks	0	0	0	0.00	0.00	0	0.00
(c)	Central Government/ State Government(s)	0	0	0	0.00	0.00	0	0.00
(d)	Venture Capital Funds	0	0	0	0.00	0.00	0	0.00
(e)	Insurance Companies	0	0	0	0.00	0.00	0	0.00
(f)	Foreign Institutional Investors	0	0	0	0.00	0.00	0	0.00
(g)	Foreign Venture Capital Investors	0	0	0	0.00	0.00	0	0.00
(h)	Qualified Foreign Investor	0	0	0	0.00	0.00	0	0.00
(i)	Any Other (specify)	0	0	0	0.00	0.00	0	0.00
	Sub-Total (B)(1)	0	0	0	0.00	0.00	0	0.00
B 2	Non-institutions							
(a)	Bodies Corporate	36	334693	164863	5.58	5.58	0	0.00
(b)	Individuals							
I	Individuals -i. Individual shareholders holding nominal share capital up to Rs 1 lakh	953	723494	438702	12.06	12.06	0	0.00
II	ii. Individual shareholders holding nominal share capital in excess of Rs. 1 lakh.	21	799432	762694	13.32	13.32	0	0.00
(c)	NRI	4	15747	15747	0.26	0.26	0	0.00
(d)	Any Other (specify)	0	0	0	0.00	0.00	0	0.00
(d-i)	Hindu Undivided Family	13	6284	6284	0.10	0.10	0	0.00
(d-ii)	Clearing Members	1	340	340	0.01	0.01	0	0.00
	Sub-Total (B)(2)	1028	1879990	1388630	31.33	31.33	0	0.00
(B)	Total Public Shareholding (B)= (B)(1)+(B)(2)	1028	1879990	1388630	31.33	31.33	0	0.00
	TOTAL (A)+(B)	1029	6000000	5508640	100.00	100.00	0	0.00
(C)	Shares held by Custodians and against which Depository Receipts have been issued							
1	Promoter and Promoter Group	0	0	0	0.00	0.00	0	0.00
2	Public	0	0	0	0.00	0.00	0	0.00
	Sub-Total (C)	0	0	0	0.00	0.00	0	0.00
	GRAND TOTAL (A)+(B)+(C)	1029	6000000	5508640	100.00	100.00	0	0.00





(I)(b) Statement showing holding of securities (including shares, warrants, convertible securities) of persons belonging to the category "Promoter and Promoter Group"

Sr. No.	Name of the shareholder	Details of Shares held		Encumbered shares (*)			Details of warrants		Details of convertible securities		Total shares (including underlying shares assuming full conversion of warrants and convertible securities) as a % of diluted share capital
		Number of shares held	As a % of grand total (A) + (B) + (C)	No.	As a percentage	As a % of grand total (A)+(B)+(C) of sub-clause (I)(a)	Number of warrants held	As a % total number of warrants of the same class	Number of convertible securities held	As a % total number of convertible securities of the same class	
(I)	(II)	(III)	(IV)	(V)	(VI)=(V)/(III)*100	(VII)	(VIII)	(IX)	(X)	(XI)	(XII)
1	SHRIRAM CREDIT COMPANY LIMITED	4120010	68.67	0	0.00	0.00	0	0	0	0	0
TOTAL		4120010	68.67	0	0.00	0.00	0	0	0	0	0

(*) The term "encumbrance" has the same meaning as assigned to it in regulation 28(3) of the SAST Regulations, 2011


Note:

1. The Promoter Group as defined under Section 2(1)(zb) of Securities And Exchange Board Of India (Issue Of Capital And Disclosure Requirements) Regulations, 2009 : (1) Shriram Ownership Trust, (2) Shriram Capital Limited, (3) Shriram Wealth Advisors Limited, (4) Shriram Insight Share Brokers Limited, (5) Shriram Fortune Solutions Limited, (6) Shriram Financial Products Solutions (Chennai) Private Limited, (7) Insight Commodities and Futures Private Limited, (8) Shriram Financial Ventures (Chennai) Private Limited (9) Novus Cloud Solutions Private Limited

2. The Persons Acting in Concert (PAC), as defined in the Securities and Exchange Board of India (Substantial Acquisition of Shares and Takeovers) Regulations, 2011 (SAST Regulations, 2011) for the purpose of Regulation 10 of SAST Regulations, 2011 : (i) Shriram Transport Finance Company Limited, (ii) Shriram Life Insurance Company Limited, (iii) Shriram General Insurance Company Limited, (iv) Bharat Reinsurance Brokers Private Limited, (v) Shriram Overseas Investments Private Limited, (vi) Shriram Investments Holdings Limited, (vii) Shriram Automall India Limited, (viii) Shriram Equipment Finance Company Limited, (ix) Shriram Insurance Broking Company Limited (x) Shriram City Union Finance Limited, (xi) Shriram Housing Finance Limited, (xii) Sanlam Emerging Markets (Mauritius) Limited, (xiii) Bharat Investment Pte Limited, Singapore, (xiv) Shriram Mutual Fund, (xv) Mr. S. Krishnamurthy (Trustee of Shriram Mutual Fund), (xvi) Mr. S M Prabakaran (Trustee of Shriram Mutual Fund), (xvii) Mr. V.N. Shivashankar (Trustee of Shriram Mutual Fund), (xviii) Dr. Qudsia Gandhi (Trustee of Shriram Mutual Fund)

3. All the entities mentioned in Note No. 1 and Note No. 2 are PACs not less than three years (except the entity at Sr. No. (8) and (9) at Note No. 1 and Sr. No. (ix), (xii) and (xviii) in Note No 2 which are PACs for less than three years).

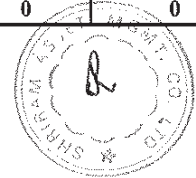
4. None of the above-mentioned entities in Note No.1 and 2 hold any shares in the Company.





(I)(c)(i) Statement showing holding of securities (including shares, warrants, convertible securities) of persons belonging to the category "Public" and holding more than 1% of the total number of shares

Sr. No.	Name of the shareholder	Number of shares held	Shares as a percentage of total number of shares {i.e., Grand Total (A)+(B)+(C) indicated in Statement at para (I)(a) above}	Details of warrants		Details of convertible securities		Total shares (including underlying shares assuming full conversion of warrants and convertible securities) as a % of diluted share capital
				Number of warrants held	As a % total number of warrants of the same class	Number of convertible securities held	% w.r.t total number of convertible securities of the same class	
1	HITESH RAMJI JAVERI	209500	3.49	0	0	0	0	0
2	SOMIAH FRANCIS VICTOR SELVARAJ	189921	3.17	0	0	0	0	0
3	DISCOVERY FINANCIAL SERVICES PRI	100000	1.67	0	0	0	0	0
4	INTEGRATED ADVISORY SERVICES LTD	60000	1.00	0	0	0	0	0
TOTAL		559421	9.32	0	0	0	0	0





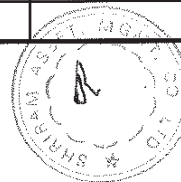
(I)(c)(ii) Statement showing holding of securities (including shares, warrants, convertible securities) of persons (together with PAC) belonging to the category "Public" and holding more than 5% of the total number of shares of the company

Sr. No.	Name(s) of the shareholder(s) and the Persons Acting in Concert (PAC) with them	Number of shares	Shares as a percentage of total number of shares {i.e., Grand Total (A)+(B)+(C) indicated in Statement at para (I)(a) above}	Details of warrants		Details of convertible securities		Total shares (including underlying shares assuming full conversion of warrants and convertible securities) as a % of diluted share capital
				Number of warrants	As a % total number of warrants of the same class	Number of convertible securities held	% w.r.t total number of convertible securities of the same class	
1	NIL	NIL	NIL	NIL	NIL	NIL	NIL	NIL
TOTAL		NIL	NIL	NIL	NIL	NIL	NIL	NIL






(I)(d) <u>Statement showing details of locked-in shares</u>			
Sr. No.	Name of the shareholder	Number of locked-in shares	Locked-in shares as a percentage of total number of shares {i.e., Grand Total (A)+(B)+(C) indicated in Statement at para (I)(a) above}
1	NIL	NIL	NIL
TOTAL		NIL	NIL





(II)(a) Statement showing details of Depository Receipts (DRs)				
Sr. No.	Type of outstanding DR (ADRs, GDRs, SDRs, etc.)	Number of outstanding DRs	Number of shares underlying outstanding DRs	Shares underlying outstanding DRs as a percentage of total number of shares {i.e., Grand Total (A)+(B)+(C) indicated in Statement at para (I)(a) above}
1	NIL	NIL	NIL	NIL
TOTAL		NIL	NIL	NIL





(II)(b) Statement showing holding of Depository Receipts (DRs), where underlying shares held by "promoter/promoter group" are in excess of 1% of the total number of shares

Sr. No.	Name of the DR Holder	Type of outstanding DR (ADRs, GDRs, SDRs, etc.)	Number of shares underlying outstanding DRs	Shares underlying outstanding DRs as a percentage of total number of shares {i.e., Grand Total (A)+(B)+(C) indicated in Statement at para (I)(a) above}
1	NIL	NIL	NIL	NIL
TOTAL		NIL	NIL	NIL

